


Web Browser Privacy and Security

Cynthia Kuo
cykuo@cmu.edu

Today's Agenda

- Web browser privacy
 - FoxTor
- Surprise! A quick experiment
- Web browser security
 - Firefox Phishing Prevention

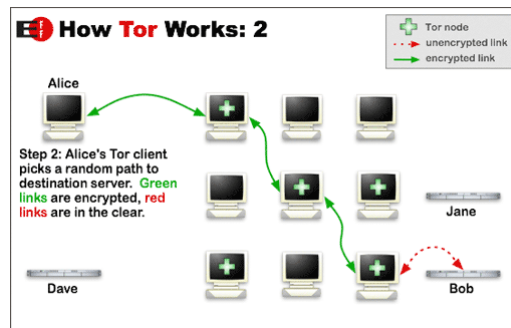
Tor



www.torproject.org

3

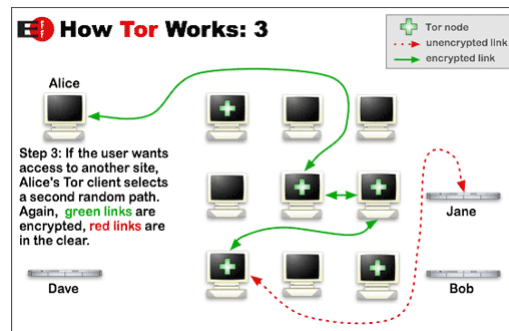
Tor



www.torproject.org

4

Tor



www.torproject.org

5

Web Browsing Privacy

- Tor
 - Onion routing
- Vidalia
 - Tor status
- Privoxy
 - Proxy (block cookies, etc.)

6

Needfinding

- Observe class trying to download and install Tor bundle
 - Several pieces to download
 - Many configuration steps
 - Slows down web traffic
 - Inadequate feedback
 - Unclear if application is using Tor
 - May not want to use Tor
 - Online shopping

7

Design Goals

- Simplify installation
 - One bundle to download
 - Minimal configuration
 - How?

8

Segment the Market

- Critical privacy needs
 - Anonymity is first priority
 - Political dissidents
- Selective privacy needs
 - Anonymity for some sites and when convenient
 - People looking for sensitive health information
- Basic privacy needs
 - Anonymity is attractive but not necessary
 - Cover traffic

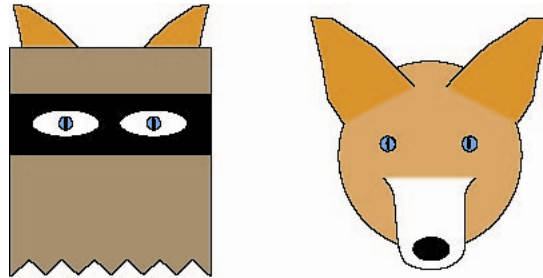
9

Design Goals

- Simplify installation
 - One bundle to download
 - Minimal configuration
 - By level of privacy need
 - Target web browser
- Provide feedback
 - Is Tor working?
- Increase convenience
 - Turn on/off as desired

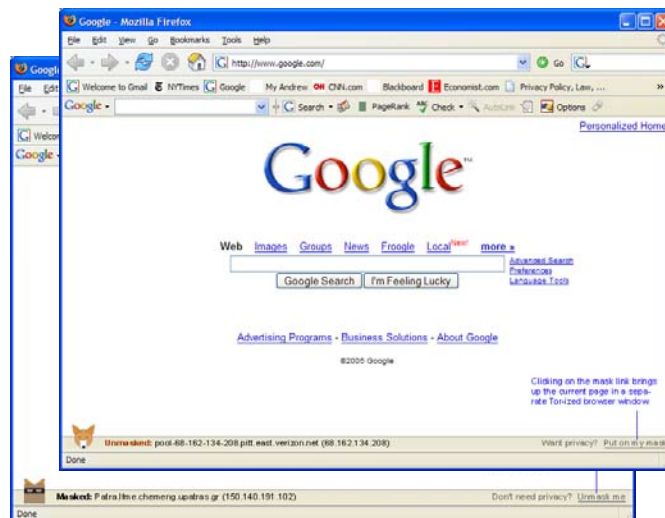
10

Masked/Unmasked



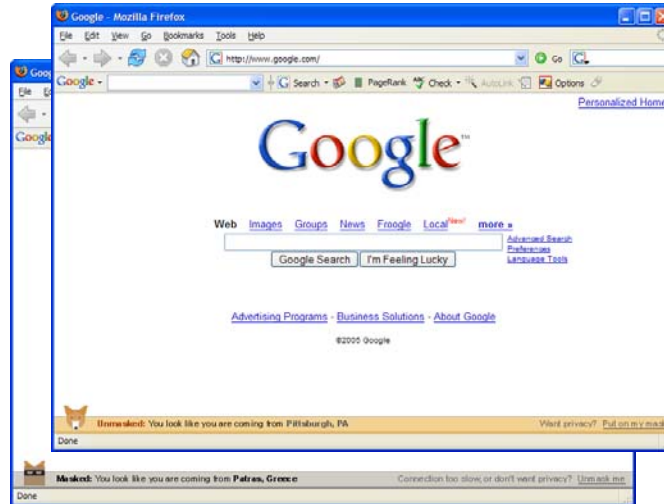
11

Browser Extension



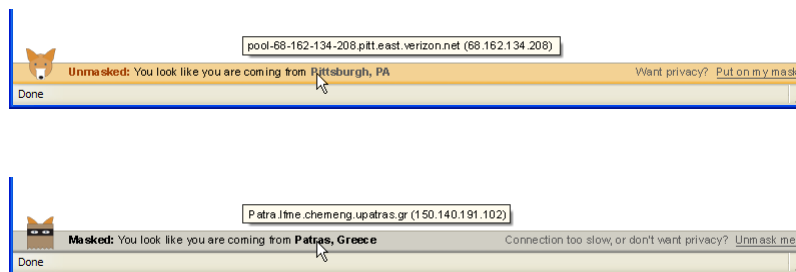
12

Color, No IP Addresses



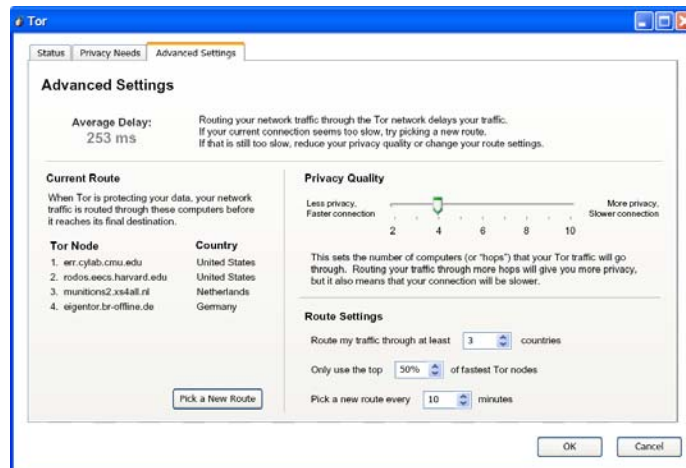
13

Advanced Rollover



14

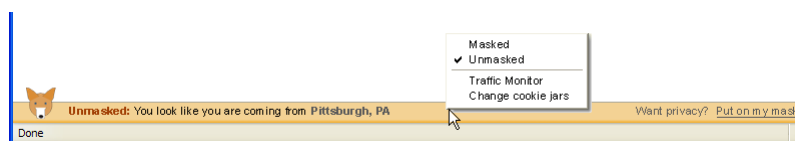
Configuration



15


Cookie Jars

- What if you have cookies in one mode that you want to use in another mode?



16

Alternative Masks



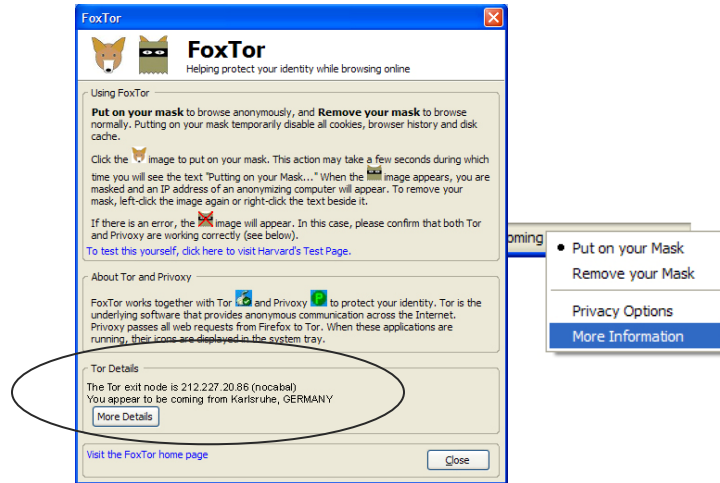
17

Design vs. Implementation



18

Implementation



19

FoxTor

- > 130,000 downloads since 10/2006
- <https://addons.mozilla.org/en-US/firefox/addon/3606>

20

Today's Agenda

- Web browser privacy
 - FoxTor
- Surprise! A quick experiment
- Web browser security
 - Firefox Phishing Prevention

21

How to Stop Phishing?

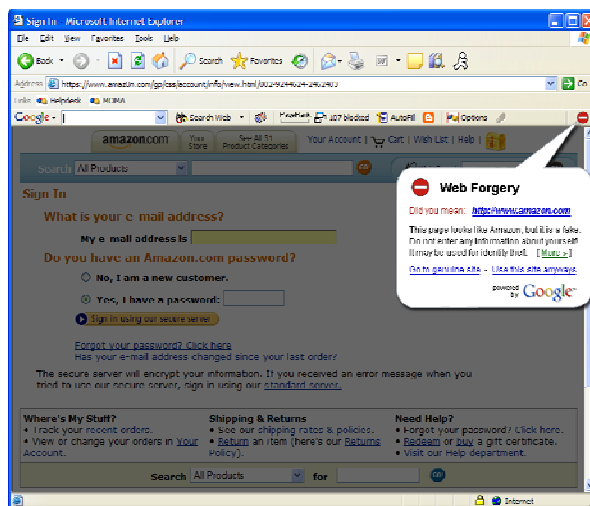
- Don't click on links
 - Rate every link
 - Rollover & see rating
 - Won't miss a site you never saw

22

[Mockups removed for posting on website]

23

Maps Bubble



- Warning bubble and icon used to appear trustworthy
- Gray background to emphasize danger and to catch attention
- Bubble attached to browser chrome to convey message origin
- Active elements on page disabled

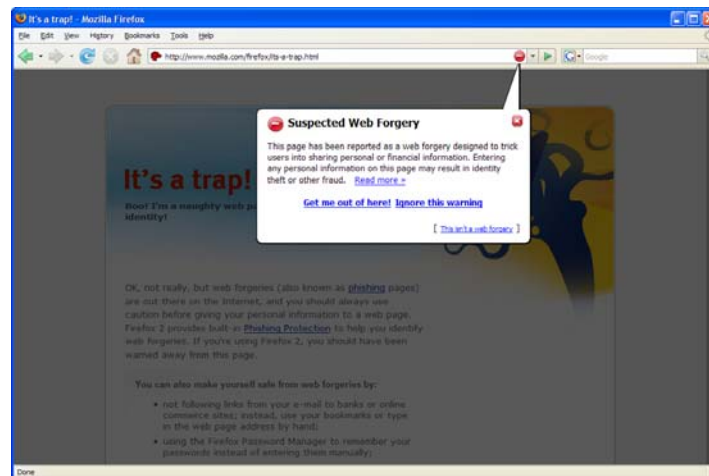
24

Lessons

- Establish trustworthiness of message
 - Origin
 - Authority
- Match intrusiveness to severity
 - No false positives
- Recommend what actions to take
- Provide a feeling of closure

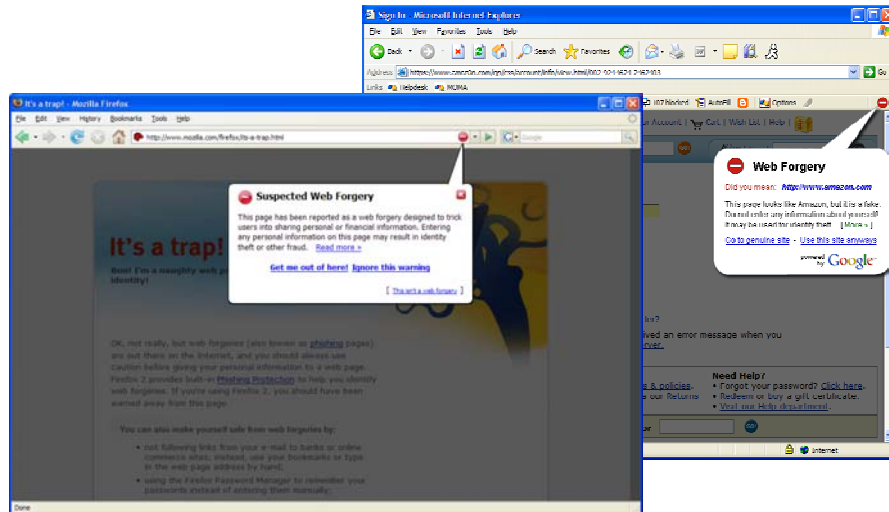
25

Firefox Phishing Prevention



26

Design vs. Implementation



27

Thank you!

Questions? Comments?
cykuo@cmu.edu